





Completed CP Actions - Q4

Priority Theme	Project	Status	Actions
Priority Theme 1 Prosperous Economy	CP13_1_01 Deliver a Sustainable events programme	✓	Deliver the Council led events programme for 2013/14
Priority Theme 1 Prosperous Economy	CP13_1_02 Tourism Marketing and Development	✓	Work on the relationships introduced by Sponsor-finder to develop a mutually beneficial package
			Develop a new marketing and promotion strategy on the back of the Visitor Economy Study results
			Develop the digital strategy for tourism marketing and information.
			Refresh the seafront strategy – aligning with other strategies for culture, sports, leisure, employment and health
Priority Theme 1 Prosperous Economy	CP13_1_03 Employment - Town Centre Masterplan	✓	Adopt Local Plan
			Assist development with CPO powers
			Progress plans for the environmental improvement to Terminus Road to be completed in 2015
Priority Theme 1 Prosperous Economy	CP13_1_05 Activating Eastbourne	✓	Maintain website for job seekers and employers to assist recruitment
			Hold two major marketing events
			Produce two labour market information reports
Priority Theme 1 Prosperous Economy	CP13_1_07 Support Secondary Shopping Areas	✓	DPG (Difficult Properties Group) to continue with success of improving secondary shopping areas and streets near the town centre with targeted action
Priority Theme 2 Quality Environment	CP13_2_01 Managing Waste responsibly	✓	Mobilise the new Waste Contract
			Sustain recycling rates
Priority Theme 2 Quality Environment	CP13_2_02 Improving the Cleanliness of the Street and Public Areas	✓	Work with neighbourhoods to identify and improve further 'grot spots'
Priority Theme 2 Quality Environment	CP13_2_05 Transport	✓	Implement Cycle Routes
Priority Theme 3 Thriving	CP13_3_01 Youth Activities	✓	Youth fair 2013

Priority Theme	Project	Status	Actions
Communities			Launch Youth Network
			Implement Youth Strategy
			Deliver Healthy Eastbourne Campaign
			Round House Youth Shelter
Priority Theme 3 Thriving Communities	CP13_3_02 Improving Neighbourhood Delivery		Support development of £1m Big Local Devonshire West
			Launch Ward Walks
			Support development of youth services and activities
			ECSP Programme Delivery Plan
			Handover Langney CC
			Integrate with Neighbourhood First
Priority Theme 3 Thriving Communities	CP13_3_03 Maximising our Housing Assets		Finish Decent Homes for Retirement Courts
			Empty Property Programme
			Construction of new Council-owned homes in Seaside and Langney
			Launch E-Switch – fuel costs
			Housing and Economic Development Project
			Review Housing Management options
			New affordable homes for Langney
Priority Theme 3 Thriving Communities	CP13_3_04 Support to Vulnerable Households		Social Security Changes (Welfare Reform)
			Manage and reduce rough sleeping
			Develop Local Council Tax Support Scheme year 2
			Homelessness Strategy
			Families with Multiple Problems scheme
Priority Theme 3 Thriving Communities	CP13_3_05 Town Hall Community Hub		Community Hub

Outstanding Milestones Q4 2013/14



Parent Action	Action	Description	Due Date	Note
CP13_1_04 Employment - Sovereign Harbour Business Park	CP13_1_04_01 Sovereign Harbour Business Park	Begin construction on the site.	30-Mar-2014	Innovation Mall received planning consent in March 2014 and will now be implemented. Completion is expected in early 2015 and will be carried over as a new milestone in 2014/15.
CP13_1_06 Eastbourne Loyalty Scheme	CP13_1_06_01 Establish Loyalty Scheme for Eastbourne	Complete procurement process to see if project is viable.	30-Oct-2013	Project cancelled. Project feasibility completed and considered too expensive to implement. Consideration being given to an alternative solution using existing investment in wifi technology.
CP13_2_03 Improve Allotment provision	CP13_2_03_01 Continue to build extra allotments in phases throughout the year	Build out new allotments.	31-Mar-2014	By the 31-Mar-14, 318 new allotment plots will have been created bringing the total to 1060 towards an overall target of 1082. Work will continue into 2014/15 on two additional sites, Churchdale Road and Highfield estate, to deliver 85 additional plots and exceed the target by 6%.
CP13_2_04 Towards a low carbon town	CP13_2_04_01 Continue to implement Environment Strategy Action Plan	Have five events based around the themes of CEPE.	31-Mar-2014	Hosted four events. Two on biodiversity (bees), one on energy, and one on 2020 ambitions.
CP13_2_06 Eastbourne Park Supplementary Planning Document (SPD)	CP13_2_06_01 Prepare a costed action plan for future work in the Park to enable funding bids.	Cabinet to agree outline costs.	31-Mar-2014	Decision deferred to allow further feasibility work to be carried out. Target date for feasibility completion is 31 October 2014.
CP13_2_07 Pride in our Parks	CP13_2_07_01 Biodiversity Report on Hampden Park Lake	Complete bio diversity report and publish results with an action plan to implement findings.	31-Mar-2014	Procurement commenced end of January with a view to the biodiversity report starting during April 2014. The assessment will be completed on the 31-Mar-2015.
CP13_2_07 Pride in our Parks	CP13_2_07_02 Publish the Development Plan for Princes Park	Submit bid for funding to support development plan.	31-Mar-2014	Funding bid to the Coastal Communities Funding for Devonshire Ward currently in development.
CP13_2_07 Pride in our Parks	CP13_2_07_03 Build Skate Park in Hampden Park area and agree design with stakeholders	Obtain planning permission for the skate park.	28-Feb-2014	Consultation is complete and the design has been agreed with users. This will form the basis of a planning application in summer 2014 with the construction, subject to planning permission, being completed later in 2014. This will be carried over as a new milestone in 2014/15.
CP13_2_07 Pride in our Parks	CP13_2_07_04 New play equipment for Bodiam Crescent	Final sign off by RoSPA once built.	31-Mar-2014	Works have been delayed due to excessively wet weather and ground conditions and are programmed to commence in April. The installation of the new play equipment has been re- scheduled for completion by the 30-Apr-2014

Parent Action	Action	Description	Due Date	Note
CP13_3_06 Cultural Development (1)	CP13_3_06_01 Implement the tennis devt. plan	Prepare Tender Documents	28-Mar-2014	Interim support has been put in place to support this programme in the absence of our Sports & Leisure Manager due to illness. The LTA continues to work with us and advise us on the development programme to support the capital investment, in line with their new facilities and participation strategy.
		Tender the works	28-Mar-2014	This work will continue over the spring and into the summer of 2014 in order to undertake the project during fine weather.
		Complete Refurbishment Works to Hampden Park and Old Town Recreation Ground Tennis Courts	30-Mar-2014	This action is to be carried forward through next Spring/early summer due to staffing issues and ongoing work with the LTA on the parameters of the work and budget available.
		Commence Tennis Development Programme on refurbished courts	31-Mar-2014	The development programme will need to be implemented over the spring/ summer season due to the capital programme timetable being held over whilst resources and works are commissioned.
		Funding Decision from LTA	31-Mar-2014	Due to adding floodlighting to the spec at Hampden Park further funds are in the process of being identified. Meetings with our lead regional officers at the Tennis Foundation have confirmed that following submission of actual costs and confirmed funding they will respond to the application within 8 weeks
CP13_3_06 Cultural Development (1)	CP13_3_06_02 Deliver the Active Eastbourne Strategy	Consultation comments added to draft strategy	31-Mar-2014	Due to staff absence the consultation and formal response was not coordinated. Interim management is now in place and meetings have taken place with colleagues to update previous work to reflect changes in the provision of health and wellbeing services.
		Final strategy approved by steering group/Healthy Eastbourne Board/CMT	31-Mar-2014	We had anticipated that the Healthy Eastbourne Board would meet at end of September to approve the final strategy. Unforeseen circumstances have delayed the programme, although this means the strategy can reflect recent changes in health and wellbeing commissioning. Approval will follow the consultation period in the spring.
CP13_3_06 Cultural Development (1)	CP13_3_06_03 Introduce a formal internship, apprenticeship and work experience programme for Tourism and Leisure	Define scope of opportunity within the department	31-Mar-2014	Due to the high level of organisational change in the Council at present, with both Future Model, Towner Trust and Devonshire Park business case development underway, it was decided not to progress with appointing interim and apprentice roles until there is more stability and clarity over future roles in the department.
		Consult with education and employment partners	31-Mar-2014	
		Promote opportunities and application process	31-Mar-2014	
		Appointments where applicable	31-Mar-2014	
CP13_3_06 Cultural Development (1)	CP13_3_06_07 Enable the transfer of Towner to independent governance	Finalise Agreements for transfer of Towner on 1/6/14.	01-Mar-2014	Negotiations and discussions between lawyers and specialist advisors are underway with regard to the Heads of Terms for the lease, funding and collections agreements. Due to the complexity of

Parent Action	Action	Description	Due Date	Note
	within the context of the Devonshire Park Development			the transfer the date has been moved back to summer 2014 so the action will carry forward.
CP13_3_08 Cultural Development - Sustainable strategy for Eastbourne Theatres	CP13_3_08_03 Management and governance of the Royal Hippodrome transferred to a community partner	CIC (Community Interest Company) set up	31-Mar-2014	This is an action by an external company. EBC has fulfilled all it has control over by issuing a lease to the EHA's administration offices and a licence to operate the RHT to the Management Committee. A Memorandum of Understanding has also been provided to the Management Committee to assist them in establishing a viable CIC model and we continue to work with them to achieve this within the next year.
		CIC Takes on Lease of RHT	31-Mar-2014	This action will be carried forward. A new licence has been issued to the RHT Management Committee and the theatre is doing well under their programming and promotion.
CP13_4_01 Efficiency (Future Model Phase I)	CP13_4_01_01 Future Operating Model Phase I	All services in scope gone live	10-Feb-2014	Waste, planning, report it and some environmental health processes live. Website and mobile app launched in July. Work outstanding on licensing and some environmental health processes is well advanced but will continue until summer 2014.
		Draft target operating model prepared	31-Mar-2014	The Phase 2 programme is currently being reviewed in the light of some important technology issues and the draft target operating model has been delayed as a result. The new plan will be published around June 2014.
CP13_4_03 Assets	CP13_4_03_01 Asset Management Plan	Cabinet approval for AMP 2014-2019	31-Mar-2014	Corporate Landlord including asset challenge programme due to go live 4/2015. AMP directly linked.

Overarching commentary : Prosperous Economy - Q4



Tourism and events

In terms of the events calendar, quarter four is mainly concerned with planning for the 2014 programme. For example, the team agreed the content for the Airbourne ground facilities, including entertainment in the form of a new beach stage in conjunction with Heart FM, opposite the Wish Tower car park. We had confirmation that the Red Arrows will appear all 4 days of Airbourne along with the BBMF, Eurofighter Typhoon, Tucano , Tutor from the RAF.

We also successfully applied for a lottery licence from the Gambling Commission. This will enable the Council to run a car lottery to raise revenue to support the Airshow. We have subsequently learnt that EBC is the first Council to be granted a lottery licence.

The Lawn Tennis Association put the Aegon International tickets on sale in March. We procured the replacement of 2950 seats in the centre and number one courts, addressing health and safety concerns and damaged stock.

600 entries have been received for Magnificent Motors. Beer and Cider by the Sea tickets went on sale in February. The event will again feature a wide range of beers and ciders and music along with a chef stage and work continues to engage local suppliers, hotels and restaurants to help us expand this event as a celebration of local food and beverage.

Final details have been firmed up for the four big screen "Screen on the Green" series which will showcase Glastonbury, Wimbledon Tennis , British Grand Prix, FIFA World, Tour of Britain Cycle Race and the Last Night of the Proms at venues around the resort. Eastbourne will see the Tour of Britain cycle race pass through the town on 13th September.

Eastbourne Half Marathon on 2nd March saw over 1500 runners complete the course supported by EBC events equipment and logistics support. The Coastal Trail run saw over 1000 runners complete a marathon, half marathon, ultra and 10k on 22nd March.

Tourism marketing saw an 89% increase in monthly web traffic for Love Sussex in March and 38% increase on VisitEastbourne thanks to Coastal Escapes and Spot On Breaks campaign. A new image gallery display launched in January for accommodation, attractions and events, giving members the opportunity to promote more of their business using image captions and descriptions and new 'Groupmax' delegate booking system – websites and e-newsletters are created for up and coming conferences on our new delegate booking system. The new system includes more up-selling, encouraging delegates to extend their stay, buy additional extras, upgrade their rooms or return for future visits.

Eastbourne was featured in the Telegraph as the sunniest place and by Huffington Post as happiest place to live in Britain. Airbourne featured in Women's Own and our Facebook site reached 5,000 likes and 4.7 out of 5 stars rating on new facebook Social Experiences app.

We also saw several international press visits, with a group of 8 Belgian travel journalists making a familiarisation visit in March, incorporating the theme of WWI, along with the South Downs, locally brewed beer and the Sherlock theme at East Dean. The trip was organised in conjunction with DFDS Ferries and Love Sussex. Lonely planet style French guide book Guide de Routard also visited in March to review the town, staying at The Mowbray and further enquiries are also being followed up as a result of our attendance through Love Sussex at Meet the Media in Belgium.

Eastbourne and Sussex has been featured in a 2 page feature in a Coastal England supplement in The Telegraph as part of an RGF funded campaign. Co-ordinated by EBC, the campaign featured an A-Z of Sussex focussing on cultural treasures and a coastal alternative to the traditional seaside holiday, along with an online promotion on the Telegraph website for a chance to win a 4 night break at the Grand Hotel, plus attraction tickets across Sussex. This is complemented by VisitEastbourne currently promoting Spot On offers as part of VisitEngland's Book

England campaign. One VisitEastbourne accommodation provider has been highlighted as part of a national and international print ad campaign, resulting in many additional bookings for that business already.

VisitEastbourne is also highlighting the current South Downs National Park 2 for 1 campaign for those arriving by public transport to attractions. Their new video shows a family travelling by bus as it morphs into countryside with grass, flowers and butterflies. In addition, Eastbourne's video is now live on VisitBritain.tv used by visitors from all over the world. It features a one day itinerary showing many of the seafront attractions, plus a Sussex Voyages boat trip and a visit to the Downs at Beachy Head and East Dean.

Employment

A number of major milestones were reached this year which will increase the investment in the town. The approved Arndale Centre scheme is to be further extended with the addition of a nine screen cinema and seven restaurants, increasing the investment to £85m. The revised and expanded scheme received planning permission during the year and the first shops are due to open in late 2016. Meanwhile work continues with the land assembly. L&G continue to purchase property by private treaty while the back up Compulsory Purchase Order is being put in place just in case it is needed.



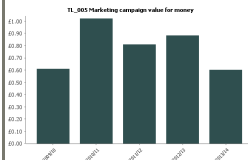

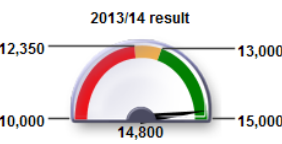
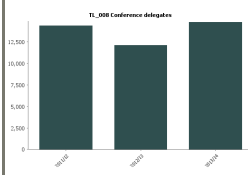
The plans for the improvement to Terminus Road were published and were well received with significant support for the proposals. The programme for the improvement works are to coincide with the Phase 1 opening of the new Arndale extension.


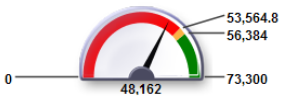
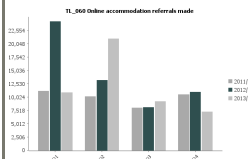
The new Local Plan for the Town Centre was adopted ahead of schedule as formal planning policy giving confidence to developers to come forward with their plans for other opportunity sites in the town centre.

Land at Sovereign Harbour allocated for business development and known locally as Site 6 was purchased from the owners. This will allow up to 12,000 square metres of employment space to be developed. The Innovation Mall will be the first 3,000 square metres to be built having received planning permission this year together with a £6m Growing Places Fund allocation for the construction costs. This project is on track to complete the building in early 2015 and will provide up to 300 jobs. Meanwhile the Council has completed work on a new Employment Land policy to allocate sites for new jobs. Sovereign Harbour has been shown to be able to accommodate about 20,000 square metres of business space in total. The new draft policy will be subject to a public examination during 2014/15.

Prosperous Economy PIs (tourism) Q4 2013 / 14


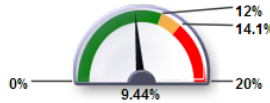



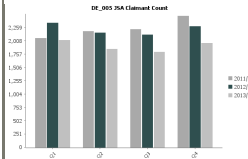
Rows are sorted by Code

Traffic Light							
Red				1			
Green				2			
Traffic Light Icon	Code & Short Name	Q4 2013/14 Value	Year to date	Annual Target 2013/14	Comparison with previous year's quarter / previous year's value if annual PI.	Latest Note	Portfolio Owner
	TL_005 Marketing campaign value for money			£0.88		Despite the growth of digital marketing, demand for the printed Eastbourne Holiday Guide has shown an increase in 2012. The number of responses generated through direct mail campaigns is showing a dramatic increase resulting in the cost per response down from 88p to 60p. The Eastbourne Holiday Guide is distributed in a number of ways but previous conversion research suggested that conversion rates are higher through campaign led responses.	Tracey McNulty
	TL_008 Conference delegates			13,000		2013 was a really good year, with 23 conferences at the Devonshire Park Centre, in 2012 there were 15 conferences. So far there are 18 conferences booked for 2014. Not only did we have extra conferences in 2013 but 2 of the conferences were at capacity with 2,000 delegates respectively.	Tracey McNulty

Traffic Light Icon	Code & Short Name	Q4 2013/14	Year to date	Annual Target 2013/14	Comparison with previous year's quarter / previous year's value if annual PI.	Latest Note	Portfolio Owner
		Value					
	TL_060 Online accommodation referrals made	7,205	Cumulative result for 2013/14 as of Q4 2013/14 	56,384		When you interrogate the data relating to this indicator we can see that users to the site remains consistent and referrals to owners websites has increased, which will contribute to the lower than predicted income for online bookings for Q4. Furthermore nationally there has been a dip in visitors due to the wettest winter on record	Tracey McNulty

Prosperous Economy PIs (employment and local economy) Q4 2013 / 14

Rows are sorted by Code

Traffic Light							
Green				2			
Traffic Light Icon	Code & Short Name	Q4 2013/14 Value	Year to date	Annual Target 2013/14	Comparison with previous year's quarter / previous year's value if annual PI.	Latest Note	Portfolio Owner
	DE_004 Town centre vacant business space	9.44%	Latest result for 2013/14 as of March 2014 	12%		The town centre vacancy rate of 9.44% as at March 2014 continues to remain below the national average of 12.2% (Guardian, 9 February 2014).	Jeff Collard
	DE_005 JSA Claimant Count	1,958	Latest result for 2013/14 as of February 2014 	2,500		Total JSA claimants for February 2014 were 1958, a decline of 385 since February 2013. There has been an increase in claimant rates since January 2014 in line with regional and national trends.	Jeff Collard

Overarching commentary : Quality Environment - Q4



The planning application for the remaining major development sites at Sovereign Harbour has been given outline planning consent. This is an £80m development and closely follows the approved Supplementary Planning Document. (SPD). The planning consent will see land allocated for employment, leisure, care home and housing, and it also confirms the sites for the much needed community facilities such as children's play space and open space but also the community centre, which remains a top priority for delivery.

Further work has been undertaken to implement the Eastbourne Cycling Strategy. Six further routes have been approved during 2013/14. They are now being designed in detail for implementation during 2014/15. A route along the seafront was approved but requires an amendment to the existing byelaw before implementation.

The skate park at Hampden Park took a step closer to being a reality. A design prepared by the skaters will now form the planning application which will be submitted during 2014/15.

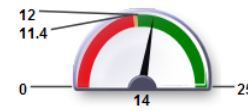
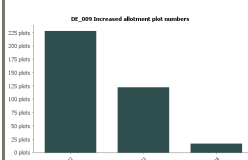

Improvements to other parks were delayed by the severe winter weather but the new playgrounds for Upperton and Bodiam Crescent and the improvements to Five Acre Field were completed by the end of April 2014. The projects to seek funding for the Princes Park Development Plan and to carry out the biodiversity report for Hampden Park lake have both started and the work will continue into 2014/15.


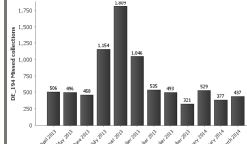
By the 31-Mar-14, 318 new allotment plots will have been created against a base line in Aug 2009 of 742 bringing the total to 1060 towards an overall target of 1082. The work on developing new plots at Churchdale Road and Highfield estate will be completed in 2014/15 creating an 85 additional plots which would see us comfortably exceed the target.

Quality Environment PIs Q4 2013 / 14

Rows are sorted by Code

Traffic Light	
Red	1
Green	2
Data Only	1

Traffic Light Icon	Code & Short Name	Q4 2013/14	Year to date	Annual Target 2013/14	Comparison with previous year's quarter / previous year's value if annual PI.	Latest Note	Portfolio Owner
		Value					
	DE_008 Number of buildings tackled with success	14	Latest result for 2013/14 as of Q4 2013/14 	12		Target exceeded with 14 properties improved. These are mainly situated in Cavendish Place and Seaside.	Henry Branson
	DE_009 Increased allotment plot numbers	Not measured for Quarters	2013/14 result 	38 plots		By the 31-Mar-14, 318 new allotment plots will have been created bringing the total to 1060 towards an overall target of 1082. Work will continue into 2014/15 on two additional sites, Churchdale Road and Highfield estate, to deliver 85 additional plots and exceed the target by 6%.	Henry Branson
	DE_192 Percentage of household waste sent for reuse, recycling and composting	26.46%	Cumulative result for 2013/14 as of February 2014 	33.00%		Eastbourne Borough council is on track to surpass the target of a 33% recycling rate for 2013/14. Currently figures are only available up until February 2014 but good levels of recycling continue to be seen. The mild weather over March is likely to have positive effect on tonnages of	Henry Branson

Traffic Light Icon	Code & Short Name	Q4 2013/14	Year to date	Annual Target 2013/14	Comparison with previous year's quarter / previous year's value if annual PI.	Latest Note	Portfolio Owner
		Value					
						garden waste collected for this period.	
	DE_194 Missed collections	1,343	Cumulative result for 2013/14 as of March 2014 8,161		 <p>This year saw the introduction of the new Joint Waste Collection and Street Sweeping contract. As with the introduction of any new contract there was a noticeable increase in the number of missed bin collections reported, particularly around the service change date of the 22nd July.</p> <p>However Eastbourne Borough Council staff worked in partnership with Kier, the contractor, to return to pre change numbers of missed collections. Moreover Specialist Advisors continue to work closely with Kier to further reduce the level of missed collections for Eastbourne residents.</p>	Henry Branson	



Overarching commentary : Thriving Communities - Q4

Community

The review of Housing Management Options is progressing significantly. Two options have been identified as offering viable alternatives for the future management of the Council's housing stock. Formal consultation with residents is from 7th April 2014 and will conclude on 15th June 2014. Consultation is taking place through a number of forums. All residents, tenants and leaseholders, have been written to explaining the situation and asking for their opinion. An online questionnaire has been created, so that residents can respond online in addition to traditional methods of writing in and via telephone. Presentations are being made at all the imminent meetings of the Area Panels; the Retirement Housing Panel; the Leaseholder Panel; and to all Sheltered Housing Schemes. There are also a number of Community Centre drop in sessions organised for people to come and ask questions or voice their opinions.

A number of development projects are successfully on target. Remodelling of Archery Court, Retirement Court started in January 2014. Most of the flats have now received new kitchens and bathrooms, and the new communal lounge and kitchen is now ready for residents to enjoy. A number of previously empty properties have been purchased as part of work on the Empty Properties Programme. This project has received grant funding from the Homes and Communities Agency for the Council to purchase, renovate, and bring back into use previously empty properties.

Use of the Welfare Reform helpline has increased dramatically in the last quarter due to some proactive advertising in the local press and other efforts to promote the service as widely as possible.

A meeting of partner organisations has enabled discussions to share neighbourhood information and, together with our stakeholders, agree a draft strategy for delivery of Talk with Us events in 2014. The promotional strategy was agreed with partners and stakeholders to launch Ward Walks.

The Healthy Eastbourne Campaign is gathering strength, as now a Facebook page and a Twitter account have been established and are attracting interest.

Cultural Development

We have seen a strong end to the year at Eastbourne Theatres. The completion of the most successful Panto "Aladdin", both income and patron records broken, over 30,000 people attended generating a net income of £382,885 and net profit of £149,480. At the start of the quarter a very strong season of very mixed programme gave great ticket sales across the venues. Congress was the opening venue for Vincent Simone & Flavia Cacace's new show "Dance Til Dawn". The national tour was rehearsed and produced out of Eastbourne. The Devonshire Park opened the National Tour of Sebastian Faulks's "Birdsong", which received critical acclaim and strong audiences and now will return to Eastbourne to celebrate the end of the Tour in August.

Legendary guitarist Brian May performed with Kerry Ellis and the London Philharmonic Orchestra completed their close to sell out annual concert series in Eastbourne. The quarter was completed with a very exciting version of Twelfth Night produced by Filter and Royal Shakespeare Company and an amazing dance show "Tap Factory" which is on its World Tour.

In January, Towner presented 'Redoubt', a newly commissioned film work by Swedish artist John Skoog. This was John's first solo exhibition in a UK gallery and received coverage by The Guardian, which said that 'Redoubt' had a 'lush, cinematic grandeur'. It also proved popular with audiences, attracting over 17,000 visitors.

The education and outreach programme at Towner continues to grow from strength to strength. The Short Breaks project was launched, supporting young people with disabilities to participate in Towner activities. Funded by ESCC, this project strengthens Towner's inclusive approach to working with marginalised groups. Record numbers have been recruited for the annual schools exhibition and we had a great response to the Secret Art Auction, a collaboration with St Wilfrid's Hospice, which attracted over 1000 works, supporting both the hospice and the new Towner charitable trust.

The Heritage Service also attracted great media and community interest with the opening of Eastbourne Ancestors in the pavilion café. Coverage was received in the Daily Mail, The Times, Daily Mirror, Evening Standard, British Archaeology, BBC and ITV Meridian.


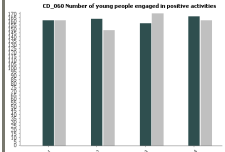
The Devonshire Park Project took some giant steps forward during the year. The first work streams were to confirm two critical matters before proceeding with procuring specialist consultants. The initial work checked out that the financial viability of the scheme was sound and that the project would fall outside the EU State Aid rules. Both matters were resolved during the year and it was decided that the whole project can now move to the next stage of procuring specialist to take the project to the concept design stage. Part of that decision was also that work on the Congress Theatre façade can move to detailed final design. The project has now employed specialist project managers to take both strands of work forward. The project is overseen by a cross party Board and there is also a Partnership Group consisting of key stakeholders who are kept informed of progress.


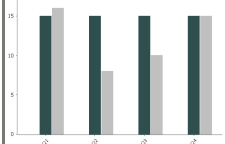


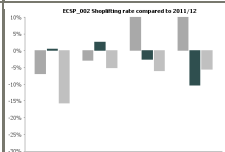

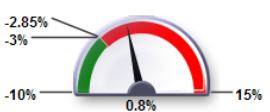
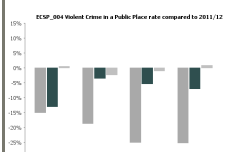
The outcomes for the end of 2014/15 will see the completion of the replacement of the Congress Façade, together with the final concept design for the whole park which will be ready for approval.



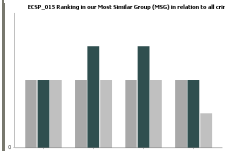


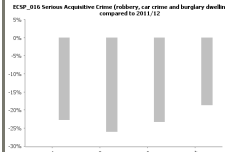

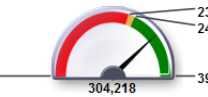
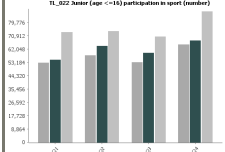
Thriving Communities PIs (community) Q4 2013 / 14

Rows are sorted by Code

Traffic Light	
Red	1
Green	4
Data Only	2

Traffic Light Icon	Code & Short Name	Q4 2013/14	Year to date	Annual Target 2013/14	Comparison with previous year's quarter / previous year's value if annual PI.	Latest Note	Portfolio Owner
		Value					
	CD_060 Number of young people engaged in positive activities	161	Latest result for 2014/15 as of Q4 2013/14 167		 <p>CD_060 Number of young people engaged in positive activities</p> <p>Q4 2012/13: 161 Q4 2013/14: 167 Q4 2014/15: 167</p>	Willingdon Trees - 6 attend regular youth sessions, 6 attend Fit and Funky sessions and 7 attend Wise Up group; Langney Village - 20 attend regular youth sessions, 7 attend Fit and Funky sessions and 6 attend Wise Up group; Old Town - 12 attend Young Women's Group and 9 attend boys' club and 8 attend Wise Up group; Devonshire - 15 attend Music Club and 10 attend Fit and Funky sessions; Hampden Park - 18 attend football projects; Freestyle Gymnastics suspended pending outcome of funding bid. In addition there have been 4 events attracting in total 43 young people and regular sessions preparing for Carnival.	Ian Fitzpatrick


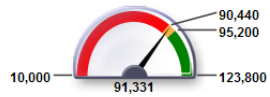
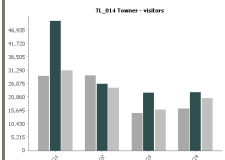
Traffic Light Icon	Code & Short Name	Q4 2013/14	Year to date	Annual Target 2013/14	Comparison with previous year's quarter / previous year's value if annual PI.	Latest Note	Portfolio Owner
		Value					
	CD_061 Number of people engaged in the Youth Forum	15	Latest result for 2013/14 as of Q4 2013/14 15		 <p>CD_061 Number of people engaged in the Youth Forum</p> <p>Q4 2011/12 Q4 2012/13 Q4 2013/14 Q4 2014/15</p>	There are currently 15 young people registered as members of the Youth Forum. 8 - 10 young people attend each meeting. This is the optimum number to ensure the meetings are effective. The Youth Forum has delivered the Youth Bank this year and visited organisations awarded funding through this to learn more about the work being undertaken and the impact of funding.	Ian Fitzpatrick
	ECSP_002 Shoplifting rate compared to 2011/12	-5.6%	Latest result for 2013/14 as of March 2014 	-3%	 <p>ECSP_002 Shoplifting rate compared to 2011/12</p> <p>Q4 2011/12 Q4 2012/13 Q4 2013/14 Q4 2014/15</p>	As a result of implementing a detailed action plan this crime type has reduced substantially compared to current target.	Ian Fitzpatrick
	ECSP_004 Violent Crime in a Public Place rate compared to 2011/12	0.8%	Latest result for 2013/14 as of March 2014 	-3%	 <p>ECSP_004 Violent Crime in a Public Place rate compared to 2011/12</p> <p>Q4 2011/12 Q4 2012/13 Q4 2013/14 Q4 2014/15</p>	It is disappointing that the target has not been met in this specific category of violent crime, however to place this in context, other categories of violent crime have reduced this performance year compared to last, including Assault with less serious Injury which is down 13.4% and Eastbourne is second lowest in its Most Similar Group per 1000 population in respect of overall violent crime. The CSP Strategy Group will specifically address this at its next meeting in May 2014 to ensure reductions in this crime category continue its downward trend as per previous years.	Ian Fitzpatrick


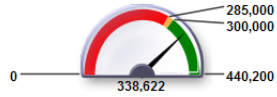
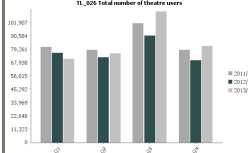
Traffic Light Icon	Code & Short Name	Q4 2013/14	Year to date	Annual Target 2013/14	Comparison with previous year's quarter / previous year's value if annual PI.	Latest Note	Portfolio Owner
		Value					
	ECSP_015 Ranking in our Most Similar Group (MSG) in relation to all crime	1	Latest result for 2013/14 as of February 2014 	4		Eastbourne has remained as the lowest or second lowest over the past two years compared with our most similar group in respect of overall crimes per 1000 population. A creditable achievement.	Ian Fitzpatrick
	ECSP_016 Serious Acquisitive Crime (robbery, car crime and burglary dwelling) rate compared to 2011/12	-18.6%	Latest result for 2013/14 as of March 2014 	-3%		It can be seen this crime category has seen major % reductions so far this year, highlighting an effective partnership, effective partnership plan and effective local policing delivery.	Ian Fitzpatrick
	TL_022 Junior (age <=16) participation in sport (number)	86,929	Cumulative result for 2013/14 as of March 2014 	246,600		The last quarter of the year continued to see a significant increase on the previous year. In fact participation was up by 19500 on the same period last year. As with the rest of the year much of this increase was at the Sovereign Centre and the Sports Park. Staff at the Sovereign Centre have worked extremely hard to increase their participation and we are now seeing consistently high numbers of children attending the site for activities such Swimming Lessons, Gymnastics, H2O and their school holiday programme. The sports park continues to attract high numbers of juniors for football, athletics and their indoor tennis programme. It should also be noted that both Motcombe Pool and Cavendish sports centre also saw increased junior participation numbers in the final quarter of the year whereas Hampden Park and Shinewater sports centres saw a slight decrease	Tracey McNulty

Traffic Light Icon	Code & Short Name	Q4 2013/14	Year to date	Annual Target 2013/14	Comparison with previous year's quarter / previous year's value if annual PI.	Latest Note	Portfolio Owner
		Value					
						in the number of junior participants in this period.	

Thriving Communities PIs (cultural development) Q4 2013 / 14

Rows are sorted by Code


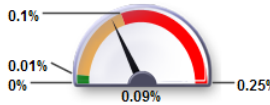
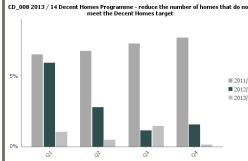
Traffic Light							
Amber				1			
Green				1			
Traffic Light Icon	Code & Short Name	Q4 2013/14 Value	Year to date	Annual Target 2013/14	Comparison with previous year's quarter / previous year's value if annual PI.	Latest Note	Portfolio Owner
	TL_014 Towner - visitors	20,245	<p>Cumulative result for 2013/14 as of March 2014</p> 	95,200		<p>As the visitor counter wasn't working properly over October and November it is likely only 1 in 6 visitors over that period were recorded. Therefore it is very probable that the visitor target was met.</p> <p>In January, we presented 'Redoubt', a newly commissioned film work by Swedish artist John Skoog. It proved popular with audiences, attracting over 17,000 visitors.</p> <p>We collaborated with St Wilfrid's Hospice on the Secret Auction, which attracted over 1000 works, supporting both the hospice and the new Towner charitable trust.</p> <p>Our Short Breaks project was launched, supporting young people with disabilities to participate in Towner activities. Funded by ESCC, this project strengthens Towner's inclusive approach to working with</p>	Tracey McNulty

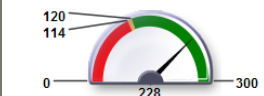
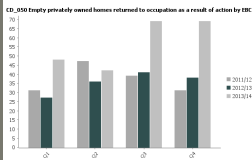

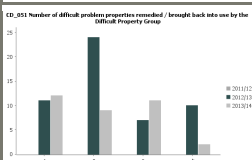

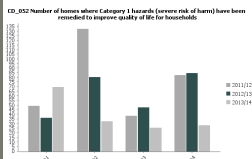
Traffic Light Icon	Code & Short Name	Q4 2013/14	Year to date	Annual Target 2013/14	Comparison with previous year's quarter / previous year's value if annual PI.	Latest Note	Portfolio Owner
		Value					
						marginalised groups.	
	TL_026 Total number of theatre users	81,469	Cumulative result for 2013/14 as of March 2014 	300,000		Target exceeded expectations, venue availability allowed additional hires/meeting, strong panto and conference provision.	Tracey McNulty



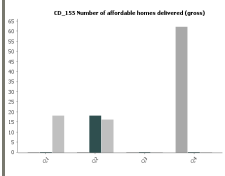

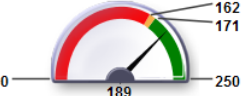
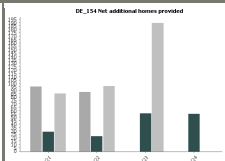
Thriving Communities PIs (housing) Q4 2013 / 14

Rows are sorted by Code

Traffic Light	
Red	1
Amber	1
Green	4


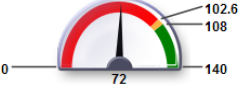
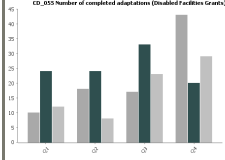


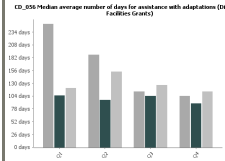
Traffic Light Icon	Code & Short Name	Q4 2013/14	Year to date	Annual Target 2013/14	Comparison with previous year's quarter / previous year's value if annual PI.	Latest Note	Portfolio Owner
		Value					
	CD_008 2013 / 14 Decent Homes Programme - reduce the number of homes that do not meet the Decent Homes target	0.09%	<p>Latest result for 2013/14 as of Q4 2013/14</p> 	0%		<p>The Council remains on course to achieve the Decent Homes Standard across all of the housing stock in 2014. The final remodelling projects at Archery Court and Winchester House are progressing on schedule and will be completed in May and September respectively. The only properties that are currently failing the standard and not currently receiving repair work are 3 flats at 46 Upperton Gardens where options for refurbishment are being considered. There are approximately 65 properties that have refused work and these properties are still classified as decent in accordance with department of Communities and Local Government Guidance. Refusals are closely monitored and the numbers of refusals is diminishing as repairs are completed when properties come vacant or when residents' circumstances</p>	Ian Fitzpatrick



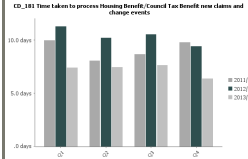
Traffic Light Icon	Code & Short Name	Q4 2013/14	Year to date	Annual Target 2013/14	Comparison with previous year's quarter / previous year's value if annual PI.	Latest Note	Portfolio Owner
		Value					
						change allowing works to proceed.	
✓	CD_050 Empty privately owned homes returned to occupation as a result of action by EBC	69	Cumulative result for 2013/14 as of Q4 2013/14 	120		The performance level clearly reflects the use that the Council is making of the private rented sector to place and support households in urgent housing need. This is a higher than anticipated figure for quarter four 2013/14 and can primarily be credited via the Council's landlord incentive scheme having a very positive effect and as this contributes to 54 of the 69 properties brought back into use during quarter four 2013/14.	Ian Fitzpatrick
✓	CD_051 Number of difficult problem properties remedied / brought back into use by the Difficult Property Group	2	Cumulative result for 2013/14 as of Q4 2013/14 	30		The Difficult Properties Group has successfully completed and remedied 34 units in 2013-14. <i>Data is currently provisional.</i>	Ian Fitzpatrick
⬮	CD_052 Number of homes where Category 1 hazards (severe risk of harm) have been remedied to improve quality of life for households	28	Cumulative result for 2013/14 as of Q4 2013/14 	200		The initial checks which identify Cat 1 potential are dealt with under the HMO Licensing regulations. This means that the Cat 1 hazards are dealt with at the time of initial licensing thus reducing the number of Cat 1 hazards likely to come to light subsequently. A combination of licensing and since late 2013 random spot checks on HMOs mean that a long term solution is in place reducing the number of Cat 1 hazards that are there to be identified. Customer led Service Requests leading to Cat 1 hazards have not been forthcoming.	Ian Fitzpatrick

Traffic Light Icon	Code & Short Name	Q4 2013/14	Year to date	Annual Target 2013/14	Comparison with previous year's quarter / previous year's value if annual PI.	Latest Note	Portfolio Owner
		Value					
	CD_155 Number of affordable homes delivered (gross)	0	Cumulative result for 2013/14 as of Q4 2013/14 	32		The remodelling refurbishment works at Tyrone Court, providing 14 units in the retirement court, were completed three weeks ahead of schedule, due to an experienced team on site. Coordinating this early completion with Lucy Wooler, EBC Senior Allocations Officer, and Elaine Platt, EHL Retirement Court Decant Support Officer meant that tenants started to move in on 19th August 2013. This also means that our 2013/2014 target of delivering 34 affordable homes was achieved by the end of quarter two	Ian Fitzpatrick
	DE_154 Net additional homes provided		Latest result for 2013/14 as of Q3 2013/14 	228		Latest data shows 189 new homes against a target of 171. Q4 data will be available from 1/5/14.	Henry Branson

Thriving Communities PIs (vulnerable households - benefits/support) Q4 2013 / 14


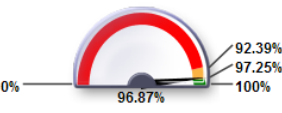
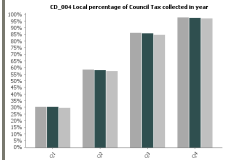


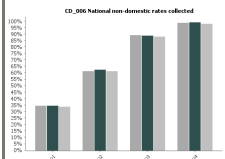
Rows are sorted by Code

Traffic Light							
Red				2			
Green				1			
Traffic Light Icon	Code & Short Name	Q4 2013/14 Value	Year to date	Annual Target 2013/14	Comparison with previous year's quarter / previous year's value if annual PI.	Latest Note	Portfolio Owner
	CD_055 Number of completed adaptations (Disabled Facilities Grants)	29	<p>Cumulative result for 2013/14 as of Q4 2013/14</p> 	108		Performance has continued its upward trend as the new administrative arrangements have established themselves. In January 2014 a review of DFG processes has recommended a number of changes, including a fortnightly case review, to reduce the time necessary to deliver each grant which should in turn create the time necessary to encourage a greater take up of this scheme. These figures compare favourably with other Local Authorities and also compare very favourably to Eastbourne's figures of two years ago when a delivery of circa 200 days was relatively common.	Ian Fitzpatrick
	CD_056 Median average number of days for assistance with adaptations (Disabled Facilities Grants)	113 days	<p>Latest result for 2013/14 as of Q4 2013/14</p> 	100 days		Performance has continued to improve as the new administrative arrangements have established themselves. In January 2014 a review of DFG processes has recommended a number of changes, including a fortnightly case review,	Ian Fitzpatrick

Traffic Light Icon	Code & Short Name	Q4 2013/14	Year to date	Annual Target 2013/14	Comparison with previous year's quarter / previous year's value if annual PI.	Latest Note	Portfolio Owner
		Value					
						to reduce the time necessary to deliver each grant which should in turn create the time necessary to encourage a greater take up of this scheme. We have also reviewed the performance of Housing Associations to allow them to perform at their best. These figures compare favourably with other Local Authorities and also compare very favourably to Eastbourne's figures of two years ago when a delivery of circa 200 days was relatively common.	
	CD_181 Time taken to process Housing Benefit/Council Tax Benefit new claims and change events	6.3 days	<p>Latest result for 2013/14 as of March 2014</p> 	10.5 days		In the year new claims were processed on average in 20 days and changes in circumstances in 5 days. These figures combined give an outturn of just over 6 days, which is the best result ever achieved against this indicator. The outcome is that customers are getting the correct amount of benefit paid to them more quickly.	Ian Fitzpatrick

Thriving Communities PIs (vulnerable households - revenues) Q4 2013 / 14


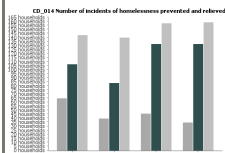

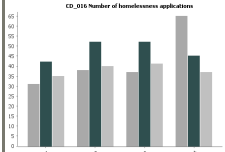
Rows are sorted by Code

Traffic Light							
Amber				2			
Traffic Light Icon	Code & Short Name	Q4 2013/14 Value	Year to date	Annual Target 2013/14	Comparison with previous year's quarter / previous year's value if annual PI.	Latest Note	Portfolio Owner
	CD_004 Local percentage of Council Tax collected in year	96.87%	<p>Latest result for 2013/14 as of March 2014</p> 	97.25%		<p>Although the outturn is 0.38% below target of 97.25%, the service has collected £1.3m more in Council Tax than it collected in 2013/14. Changes to Welfare, including the changes to Council Tax discounts and exemptions, plus the introduction of a Local Council tax reduction scheme has made the collection of taxes more challenging.</p> <p>Recovery of outstanding amounts in 2013/14 will continue into 2014/15 and beyond.</p>	Ian Fitzpatrick
	CD_006 National non-domestic rates collected	97.71%	<p>Latest result for 2013/14 as of March 2014</p> 	98.7%		<p>The outturn figure of 97.71%, against the target of 98.7%, was affected by having to make refunds of £243,000. We could have made the decision to hold back the refunds until April, which would have resulted in an outturn of 98.43%, but it was felt that this would not have been fair or equitable to the companies and businesses involved.</p>	Ian Fitzpatrick



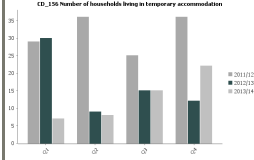
Thriving Communities PIs (vulnerable households - homelessness) Q4 2013 / 14

Rows are sorted by Code

Traffic Light	
Red	1
Data Only	4

Traffic Light Icon	Code & Short Name	Q4 2013/14	Year to date	Annual Target 2013/14	Comparison with previous year's quarter / previous year's value if annual PI.	Latest Note	Portfolio Owner
		Value					
	CD_014 Number of incidents of homelessness prevented and relieved	158 households	Cumulative result for 2013/14 as of Q4 2013/14 596 households		 <p>CD_014 Number of incidents of homelessness prevented and relieved</p> <p>Q1 Q2 Q3 Q4</p> <p>■ 2011/12 ■ 2012/13 ■ 2013/14</p>	In 2013-14 the demand of people approaching the Council for help has increased from previous years. To date we have been able to maintain a high rate of prevention but this has been dependant upon the availability of schemes to financially support people to access accommodation provided by private landlords. In preparation for 2014-15 additional financial controls are to be introduced to make sure that the limited financial funds available are deployed throughout the year. Relief work continues to be effective as a result of the Housing Services team developing their skills in these areas.	Ian Fitzpatrick
	CD_016 Number of homelessness applications	37	Cumulative result for 2013/14 as of Q4 2013/14 153		 <p>CD_016 Number of homelessness applications</p> <p>Q1 Q2 Q3 Q4</p> <p>■ 2011/12 ■ 2012/13 ■ 2013/14</p>	The number of applications has remained relatively stable at circa 40 per quarter. This is surprising when you consider that since April 2013 the number of people approaching the Council for housing advice has nearly trebled. There is	Ian Fitzpatrick

Traffic Light Icon	Code & Short Name	Q4 2013/14	Year to date	Annual Target 2013/14	Comparison with previous year's quarter / previous year's value if annual PI.	Latest Note	Portfolio Owner
		Value					
						no common theme to this. We have also noticed a trend amongst landlords to sell properties to take advantage of the current upward rise in property prices. The buy to let market is also active and having a particularly damaging effect on first time buyers and those with low to middle incomes. This means that more people across a wider social spectrum need help and advice to find a home. Fortunately at present we are able to prevent an increase in homelessness, through a mix of advice and establishing relationships with private landlords.	
	CD_017 Number of homelessness acceptances	2	Cumulative result for 2013/14 as of Q4 2013/14 33		<p>CD_017 Number of homelessness acceptances</p>	Despite the number of people approaching the Council for housing advice being nearly treble since April 2013, the number of applications has remained relatively stable at circa 40 per quarter, and the number of acceptances has been low, as at present we are able to prevent an increase in homelessness, mainly by offering advice which has resulted in an increase in preventions of homelessness.	Ian Fitzpatrick
	CD_057 Fewer families with children occupying unsuitable homes in the private sector	2	Cumulative result for 2013/14 as of Q4 2013/14 27		<p>CD_057 Fewer families with children occupying unsuitable homes in the private sector</p>	Two vulnerable households with children have benefitted from having Cat 1 Hazards removed from their homes during the fourth quarter of 2013-14. This is a reactive demand led service.	Ian Fitzpatrick

Traffic Light Icon	Code & Short Name	Q4 2013/14	Year to date	Annual Target 2013/14	Comparison with previous year's quarter / previous year's value if annual PI.	Latest Note	Portfolio Owner
		Value					
	CD_156 Number of households living in temporary accommodation	22	<p>Latest result for 2013/14 as of Q4 2013/14</p> 	15		As a snapshot, on the 31st March 2014, the last day of quarter 4, there were 22 placements in B&B accommodation. Throughout the entire of Quarter 4 of 2013/2014 there have been 61 placements within B&B accommodation.	Ian Fitzpatrick

Overarching commentary : Sustainable Performance - Q4



The Customer First contact centre performance has been high throughout Q4, with targets being exceeded for the waiting time for walk in customers, calls answered within the service level agreement and the call abandonment rate, which dropped to under 3%. After a challenging Q2, the performance has been improving consistently since and although it was never going to be possible to recover the end of year figures from Q2, the overall picture of performance is very positive.



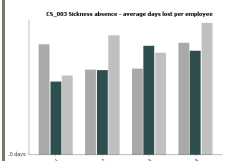

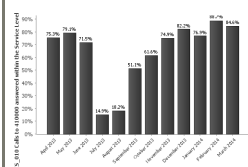
The Future Model Programme continues and a good deal of progress has been made in relation to the overhang of work from Phase 1. The Phase 2 programme is currently being reviewed in the light of a range of key technology issues and a new plan will be issued shortly.


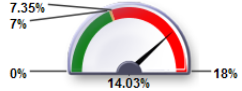
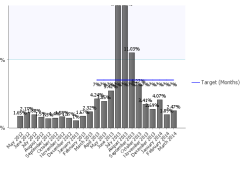

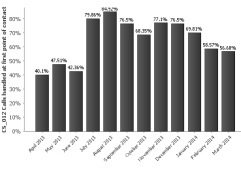
During the year approval was given to create a sustainable asset portfolio. This will involve the creation of a Corporate Landlord Team which will be in place by April 2015. The team will be resourced to deal with all matters on the management of the Council's assets. This will pull into one central team all the planned maintenance and compliance work currently carried out across the asset portfolio by the building managers. The team will, as now, continue dealing with all strategic asset management work such as land sales and lease reviews. Background work has also been undertaken on how best to deliver the Facilities Management function. By the end of 2014/15 financial year the Council will have a Corporate Landlord Team and the most efficient way to deal with facilities management.

Sustainable Performance PIs Q4 2013 / 14

Rows are sorted by Code




Traffic Light	
Red	2
Data Only	2





Traffic Light Icon	Code & Short Name	Q4 2013/14	Year to date	Annual Target 2013/14	Comparison with previous year's quarter / previous year's value if annual PI.	Latest Note	Portfolio Owner
		Value					
	CS_003 Sickness absence - average days lost per employee	1.88 days	Cumulative result for 2013/14 as of Q4 2013/14 	5.8 days		13/14 figure of 6.15 days has increased on last year's figure by 0.88 days and we have gone over our target by 0.35 days. This increase could be due in part to HR's push this year to ensure that service managers are reporting all absences appropriately. Recent CIPD report demonstrates this is in line with the national picture (i.e. increase this year) with national average being 8.7 days in public sector. So we remain well below the national average however HR will continue to monitor absence levels and support managers in dealing with absence cases.	Julian Osgathorpe
	CS_010 Calls to 410000 answered within the Service Level Agreement	82.96%	Cumulative result for 2013/14 as of March 2014 59.79%			Performance has improved through the year and the target was reached in Q4. The changes to the waste contract had a major impact during Q2 and due to the volume of calls received in that period it was not possible to reach the target for the whole year.	Henry Branson

Traffic Light Icon	Code & Short Name	Q4 2013/14	Year to date	Annual Target 2013/14	Comparison with previous year's quarter / previous year's value if annual PI.	Latest Note	Portfolio Owner
		Value					
	CS_011 Telephone call abandonment rate	2.89%	Cumulative result for 2013/14 as of March 2014 	7%		Q4 saw performance continue to improve with the target being significantly exceeded. Although it has not been possible to recover from the Q2 performance, performance across the other three quarters has been comfortably within target.	Henry Branson
	CS_012 Calls handled at first point of contact	62.16%	Cumulative result for 2013/14 as of March 2014 66.57%			During Q4 we have seen an increase in calls for services that fall outside of those currently handled at first point of contact. However, this figure will improve as new scripts become available to the team throughout 2014. During the Northgate year end roll over we received many calls regarding HB/CT as Capita were unable to assist which we were unable to resolve.	Henry Branson

Devolved Budgets 2013/14

Ward	Projects supported	Gauge
Devonshire	<ul style="list-style-type: none"> • Matthew 25 Project • Parade Bowls Club • Whitley Road Green Space Improvements • Tree in Pevensey Road • Sports for All • Cotton Candy • Trees Elms Avenue • Leaf Hall Roof • Parade Bowls Club • Venton Centre • HOME 	<p>Cumulative result for 2013/14 as of March 2014</p>  <p>£9,770.40</p>
Hampden Park	<ul style="list-style-type: none"> • Summer Sports Event Old Town Recreation Ground • Epilepsy Group • Willingdon Trees Community Games • Sports for All • Lindfield School • Counselling Plus Community • Parkland Infant School • DoE • Brodrick Road Community Centre • St Peter's Church • MSK Martial Arts 	<p>Cumulative result for 2013/14 as of March 2014</p>  <p>£10,000.00</p>

Ward	Projects supported	Gauge
Langney	<ul style="list-style-type: none"> • Sports for All • Shinewater Park • Pensford Drive • Shinewater Park Picnic Benches • Schools Project Bronze Age • Toddler equipment Shinewater Park 	<p>Cumulative result for 2013/14 as of March 2014</p>  <p>£9,999.37</p>
Meads	<ul style="list-style-type: none"> • Vision for Eastbourne • Christmas Lights • Helen Gardens • Heritage Centre • Wish Tower • Beachy Head Chaplaincy • Chaseley Trust • YoYo • St John's Parish Hall 	<p>Cumulative result for 2013/14 as of March 2014</p>  <p>£10,000.00</p>
Old Town	<ul style="list-style-type: none"> • Summer Sports Event Old Town Recreation Ground • Picnic Bench Motcombe Gardens • St Michael and All Angels • Sports for All • Victoria Drive • Skate Hockey • Cobbold Avenue • Victoria Drive 2 • Wish Tower 	<p>Cumulative result for 2013/14 as of March 2014</p>  <p>£10,000.00</p>

Ward	Projects supported	Gauge
Ratton	<ul style="list-style-type: none"> • Trees within the Ward • Bulbs within the Ward • Trees Selemeston Road • Trees Rowan Avenue • Christmas Tree Willingdon Roundabout • Trees Chatfield Crescent • Regency Park Community Centre 	<p>Cumulative result for 2013/14 as of March 2014</p>  <p>£10,000.00</p>
St Anthonys	<ul style="list-style-type: none"> • Scout Group Archery Youth Centre • Tree in Bowood Avenue • Tree in Bowood Avenue 2 • Langney Village Hall 	<p>Cumulative result for 2013/14 as of March 2014</p>  <p>£4,358.00</p>
Sovereign	<ul style="list-style-type: none"> • Haven Church of England and Methodist Primary School • Kingsmere Community Association • Short Mat Bowls • Kings Park Community Hall • Replant Tree Middleton Drive • Camera Club 	<p>Cumulative result for 2013/14 as of March 2014</p>  <p>£5,832.79</p>
Upperton	<ul style="list-style-type: none"> • Epilepsy Group • 1st Old Town Scouts • Bushy Wood • Eastbourne Allotment and Garden Society • Little Acorns • Eastbourne Street Pastors • College Green 	<p>Cumulative result for 2013/14 as of March 2014</p>  <p>£9,199.90</p>